

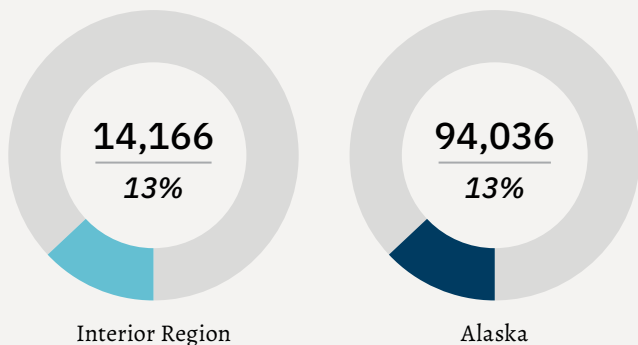
Early Childhood Regional Profile:

INTERIOR

The Interior region of Alaska is made up of the Denali Borough, Fairbanks North Star Borough, Southeast Fairbanks Census Area, and the Yukon-Koyukuk Census Area, covering 193,085 square miles with a population of 110,904 people. The Interior region is home to the Athabascan people and 40 federally recognized Alaska Native tribes. Fifteen percent of Alaska's young children live in the Interior region.

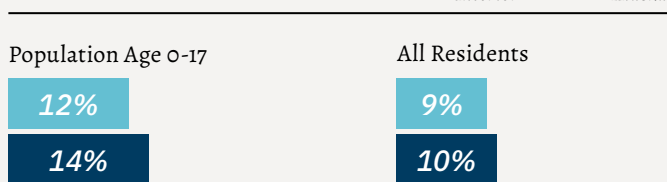


POPULATION (AGE 0-8)



Alaska Department of Labor, Population Estimates, 2018

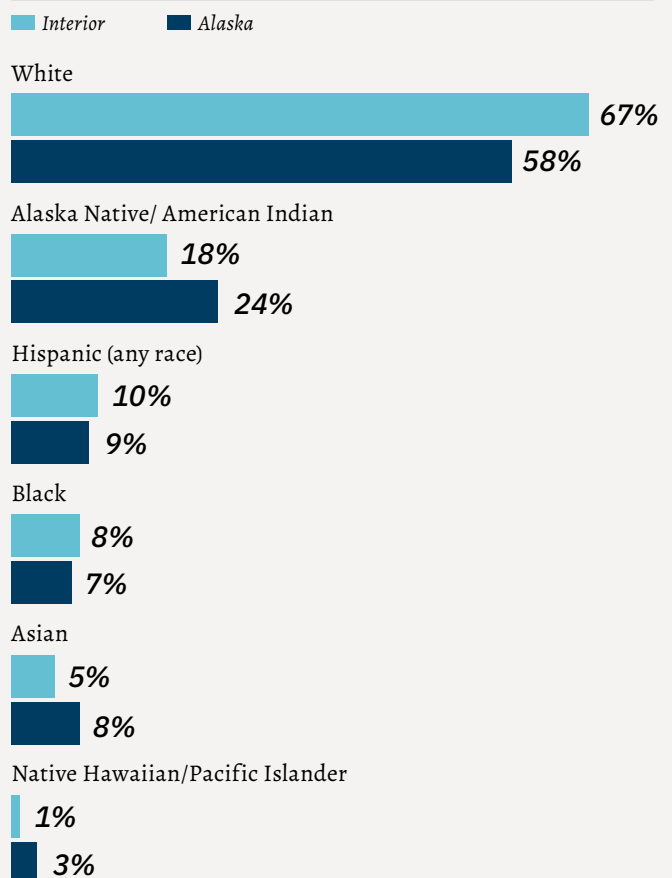
POVERTY RATE



U.S. Census American Community Survey 2017

Children in the Interior region are slightly less likely to be below the poverty level than children statewide. There is a higher percentage of young children (age 0-8) in the Interior region who identify as white than at the state level, and a lower percentage of children who identify as Alaska Native/ American Indian.

RACE/ETHNICITY OF CHILDREN (0-8)*



Alaska Department of Labor, Population Estimates, 2018

*Categories are not mutually exclusive

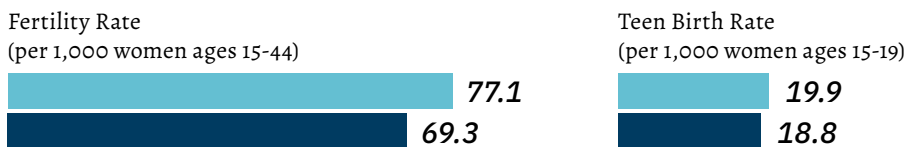
BABIES

The birth rate in the Interior region is slightly higher than the state rate, while the teen birth rate closely mirrors the state. However, both rates have declined in recent years, following national and state-wide trends. Mothers in the Interior region are equally as likely to receive adequate prenatal care as the state average, and less likely to have pre-term or low birth weight babies.

In 2018, mothers in the Interior region gave birth to 1,786 babies

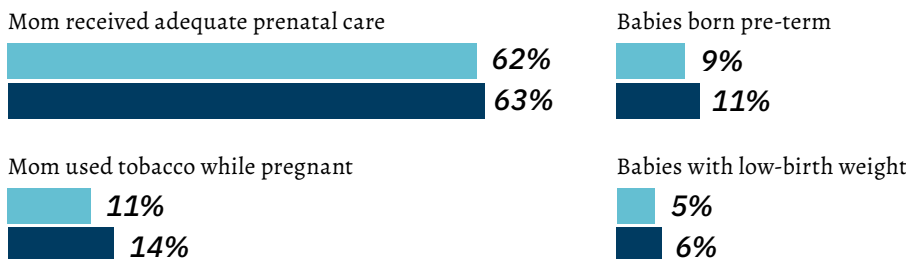
Alaska Vital Statistics 2018 Annual Report

FERTILITY RATES



Alaska Vital Statistics 2018 Annual Report

PRENATAL EXPERIENCES & BIRTH OUTCOMES

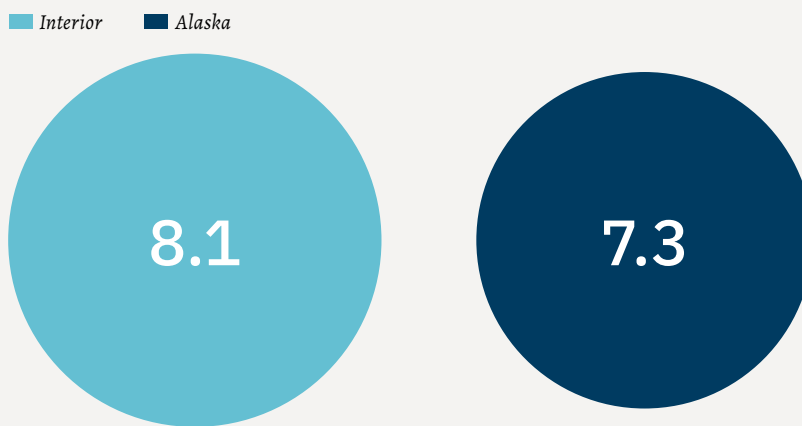


Alaska Vital Statistics 2018 Annual Report

CHILD SAFETY & CHILD MALTREATMENT

The Interior region has a lower rate of substantiated reports of maltreatment and out-of-home placement for young children (0-8) than the statewide rate. Young children (ages 0-8) account for 65% of all children in the region with a substantiated report of maltreatment, and 53% of all children in out-of-home placement.

UNDER AGE 5 CHILD DEATH RATE PER 1,000 LIVE BIRTHS, 2016-2018



Alaska Vital Statistics 2018 Annual Report

	Number of children (0-8)	Prevalence (per 1,000 children ages 0-8)	Alaska Prevalence (per 1,000 children ages 0-8)
Substantiated Reports of Harm	235	16.6	19.9
Out-of-home placement	319	22.5	25.8

Alaska Department of Health and Social Services, Office of Children's Services, FY 2019

MEDICAID COVERAGE

Four out of 10 young children ages 0-8 (5,813) in the Interior are covered by Medicaid. During State Fiscal Year 2018, over 1,300 pregnant and postpartum women in the region were covered by Medicaid Title XIX. Medicaid spending in the Interior region was \$32.9 million, accounting for 9% of total spending in the state during this time period.

Medicaid Program	Number Served	% of 0-8 Population Served	Total Funding (State & Federal)	Percent of Total Funding in Alaska
Medicaid CHIP: children 0-8 population	668	5%	\$1,243,648	8%
Medicaid Title XIX: children 0-8	5,145	36%	\$23,239,222	8%
Medicaid Title XIX: Pregnant & Postpartum	1,364	--	\$8,403,162	11%

Alaska Department of Health and Social Services, Medicaid Allocation and Audit Services, FY 2018

FAMILY SUPPORTS

Several federal programs provide benefits to low-income children, adults and families. These include Temporary Assistance for Needy Families (TANF) which provides cash assistance, the Child Care Assistance Program (CCAP) which provides reimbursement for qualified child care expenses, Supplemental Nutrition Assistance Program (SNAP) which provides food benefits and Women, Infants and Children (WIC) which provides specific foods for pregnant women and children under five.

TANF, CCAP, and SNAP provide people in the Interior region with a monthly average of \$1.8 million in benefits, accounting for 10% of all spending on these programs in the state. The caseloads reported below can be an individual, siblings or other family unit. This does not include Tribal TANF or Tribal CCDF spending.

Assistance Program	Avg. Monthly Regional Caseload (All Ages)	Avg. Monthly Regional Benefits (All Ages)	Percent of Avg. Monthly Caseloads in Alaska
TANF	196-202	\$130,759	8%
CCAP	212-218	\$175,004	11%
SNAP	4,252	\$1,486,580	12%
WIC	1,962	--	16%

Alaska Department of Public Assistance Summary Reports, FY 19

EARLY INTERVENTION SERVICES

The Infant Learning Program (ILP) provides additional early intervention services for children age 0-2 who are experiencing a delay. Two agencies provide services in the Interior region: Alaska Center for Children and Adults and Tanana Chiefs Conference.

INFANT LEARNING PROGRAM

Interior Region

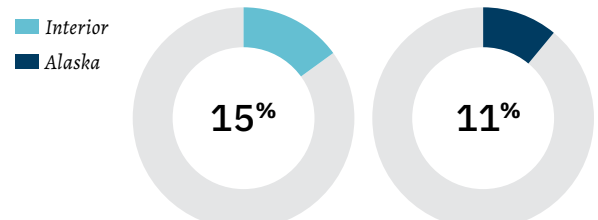
Number children (age 0-2) served **546**
 % of statewide total **17%**

Alaska Department of Health and Social Services, Infant Learning Program Report on Communities Served, FY 18

MATERNAL DEPRESSION

The prevalence of maternal depression in the Interior is above the statewide rate by 4%. Thirty-three percent of mothers reported a health care provider asked them about depression, or how they are feeling, just above the statewide rate (31%).

Alaska Childhood Understanding Behaviors Survey, 2017-2018



EARLY CHILDHOOD EDUCATION OPPORTUNITIES

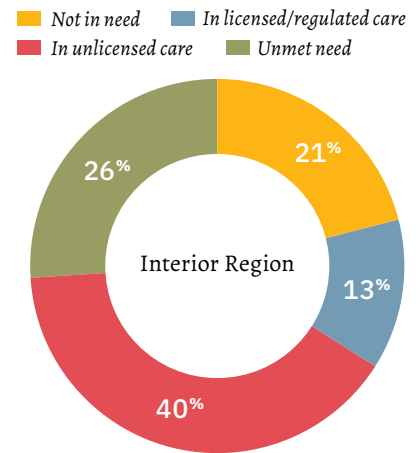
The majority of licensed child care, 98% of capacity, is located in Fairbanks-North Star Borough. Of the 73 licensed care facilities in the region, 70 accept CCAP vouchers (96%). Twenty licensed facilities in the region participate in Learn & Grow, the state's Quality Rating & Improvement System for early care. Head Start/Early Head Start (EHS) and School District Pre-K

programs provide additional early learning opportunities, although not all children are served in a classroom setting. thread estimates 26% of children age 0-5 have an unmet need for early care, and 40% are in unlicensed care, which might include using family, friends, and neighbors to care for children.

Census Area	Licensed Child Care		Head Start /EHS		School District Pre-K	
	No. of Sites	Capacity	No. of Sites	No. Served	No. of Schools with Pre-K	No. Served
Denali	1	32	0	0	2	47
Fairbanks North Star	71	2,018	6	315	18	235
SE Fairbanks	1	8	4	41	7	35
Yukon-Koyukuk	0	0	17	192	17	369
Interior region	73	2,058	27	548	44	686
Alaska	496	17,931	121	3,288	246	3,754
% of Statewide	15%	12%	23%	17%	18%	18%

Alaska Department of Health and Social Services, Child Care Facilities Database, 2019; Alaska Head Start Association Center Locator, 2019; Alaska Department of Education and Early Development, Early Learning Programs, SFY 2018; OASIS Enrollment 2018-19; Head Start counts per site provided by Alaska Department of Education and Early Development using Head SFY 2018, Quarter 4 Reports

EARLY CARE NEEDS AMONG CHILDREN (0-5)



thread, Alaska Early Care and Learning Dashboard

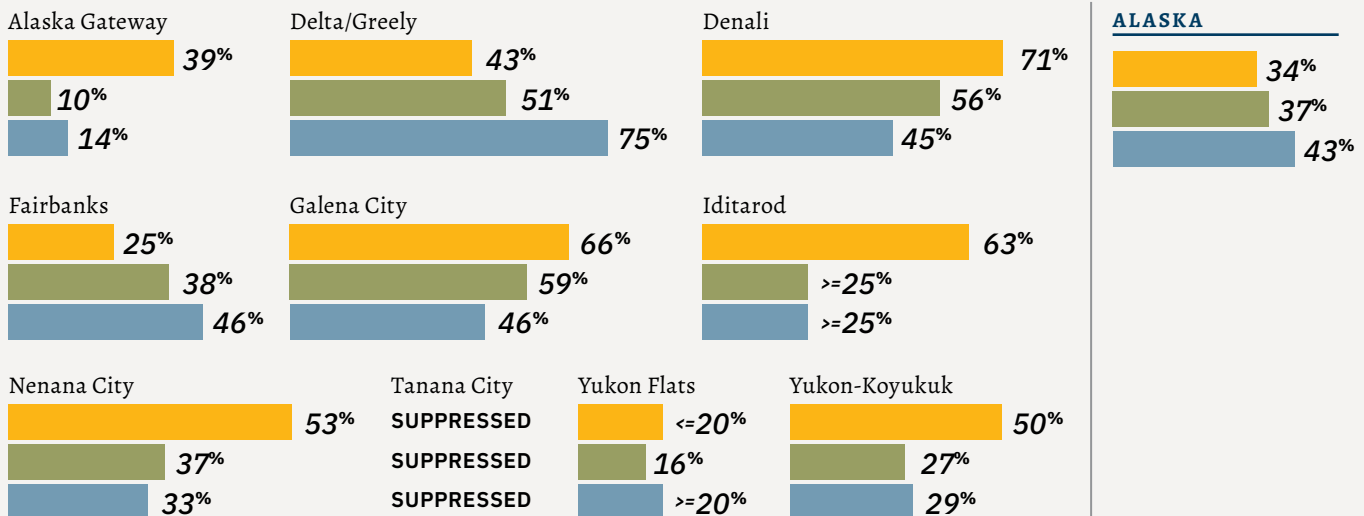
SCHOOL READINESS & SUCCESS

On standardized assessments, most school districts in the Interior have a rate of kindergarten readiness above the state average. In addition, many school districts in the region are above the state average for

the Alaska Performance Evaluation for Alaska's Schools (PEAKS) standards-based assessments in 3rd grade English/Language Arts (ELA) and hover around the state average in 3rd grade Mathematics scores.

SCHOOL DISTRICTS

Kindergarten readiness 3rd grade ELA proficiency 3rd grade math proficiency



Alaska Department of Education and Early Development, Developmental Profile Assessment, 2018-19 and Performance Evaluation for Alaska's Schools, 2019. Data is suppressed or reported using modified protocols to protect student privacy when only a small number of students are tested.